Service - Information

ICC17 MONO / STEREO / STEREO NICAM / VIRTUAL DOLBY /DOLBY PROLOGIC

INFORMAZIONE DI SERVIZIO

LL'BGDKK' PAL, SECAM, NTSC (AV)

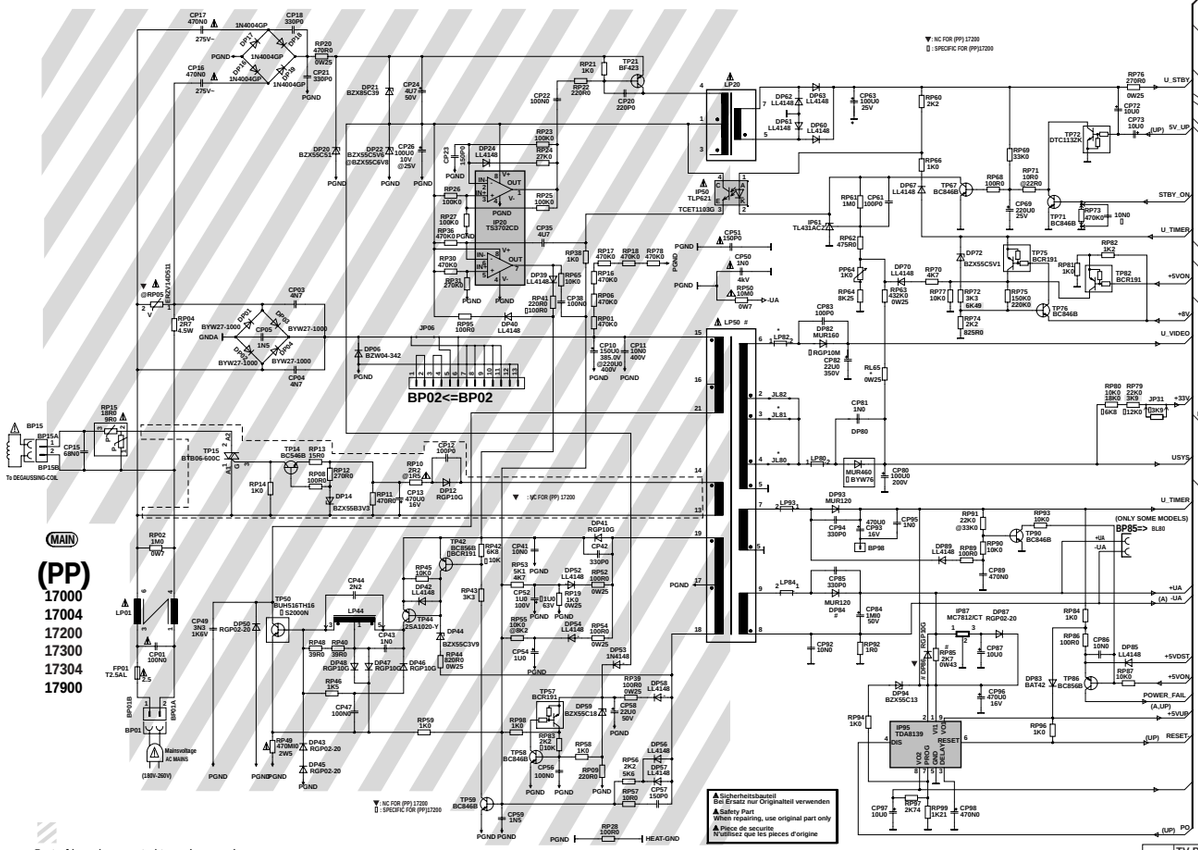

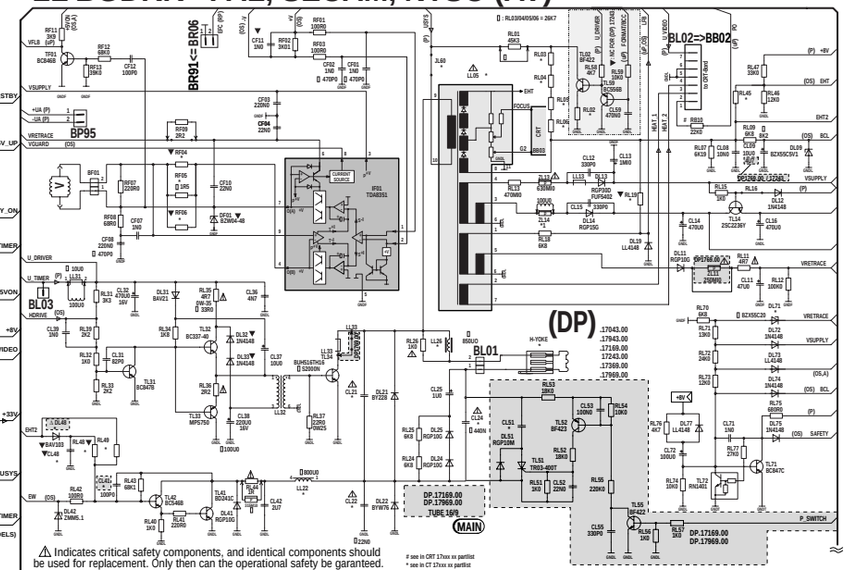

⚠ Indicates critical safety components, and identical components should be used for replacement. Only then can the operational safety be garanteed.

Le remplacement des éléments de sécurité (repérés avec le symbole ⚠) par des composants non homologués selon la Norme CEI 65 entraine la non-conformité de l'appareil.
Dans ce cas, la responsabilité du fabricant n'est plus engagée.

Wenn Sicherheitsteile (mit dem Symbol ⚠ gekennzeichnet) durch nicht normgerechte Teile ersetzt werden, erlischt die Haftung des Herstellers.

La sostituzione degli elementi di sicurezza (contrassegnati con il segno ⚠) con componenti non omologati secondo la norma CEI 65 comporta la non conformità dell'apparecchio.
In tal caso é "esclusa la responsabilità" del costruttore.

La subtitución de elementos de seguridad (marcados con el simbolo ⚠) por componentes no homologados segun la norma CEI 65, provoca la no conformidad del aparato.
En ese caso, el fabricante cesa de ser responsable.

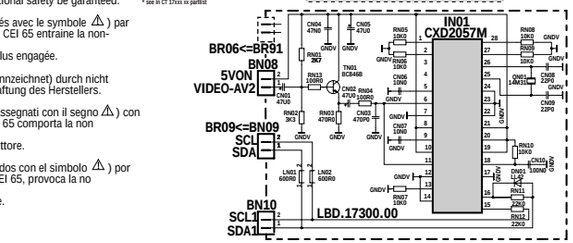

Part of board connected to mains supply.
Partie du châssis reliée au secteur.
Primärseite des Netzteils.
Parte dello chàssis collegata alla rete.
Parte del chassis conectar a la red.

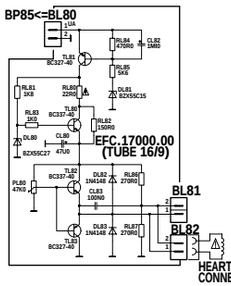

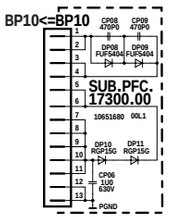

#	DP84	LP50	DP86	RP95
PP 17000 00 / 17300 00	MUR120	10537860	-	X
PP 17004 00 / 17304 00	MUR420	10590560	X	-

Partlist *	CT 17035	CT 17061	CT 17062	CT 17071	CT 17083	▯ DP17243
tube	21"OT	25",28"MP	33"MP	25",29"SF	24"-32"SF 16:9	21"MP
Usys	126V	132V	126V	126V	138V	126V
JL80-B2	JL80	JL81	JL80	JL80	JL82	JL80
RL65	4K7	24K0	4K7	4K7	47K0	4K7

Note :
During measurements in the power supply unit
- Use the primary power unit ground (PGND).

Attention :
Mesure dans le bloc alimentation
- Utiliser la masse du bloc alimentation (PGND).

Achtung :
Bei Messungen im Primärnetzteil
- Primärnetzteilmasse verwenden (PGND).

Attenzione :
misure nell'alimentatore primario
- usare massa alimentazione primario (PGND).

Cuidado :
Medida en el bloque de alimentacion
- Utilizar la masa del bloque de alimentacion (PGND).

	TV PSD CT 17335 26 / TV ASY A59EJU023X015 00 / TV ASY A66EHJ43X15 00
CL21	14N4F +3.5% -3.5% 1K6V
CL22	30N0F +5% -5% 400.0V
CL22	30N0F +5% -5% 400.0V
CL24	440N0F +5% -5% 250.0V
CL41	1N0F +10% -10% 50.0V
DL71	D-ZENER BZX55C20 20V 500MI0W
JL60	WIREBARE 22
JL80	0 OHM +0% 100MI0W
LB02	LF 21U0H +5% -5%
LL05	TF-DST M30FBC3
LL22	LF 650U0H +5% -5%
LL26	LL 39U0H +10%
RF05	RMF 1R21 OHM +1% 700MI0W
RL02	6K2 OHM +5% 100MI0W
RL03	10K0 OHM +1% +100MI0W
RL04	10K0 OHM +1% +100MI0W
RL05	10K0 OHM +1% +100MI0W
RL06	3K32 OHM +1% +100MI0W
RL06	3K32 OHM +1% +100MI0W
RL19	18K0 OHM +5% 100MI0W
RL35	33R0 OHM +5% 700MI0W
RL45	110K0 OHM +5% 100MI0W
RL48	60K4 OHM +1% +100MI0W
RL65	4K7 OHM +5% 250MI0W
RV20	33K2 OHM +1% 250MI0W

	TV PSD CT 17361 32 / TV ASY A59EHJ43X15 00 / TV ASY A66EHJ43X15 00
CL21	14N4F +3.5% -3.5% 1K6V
CL22	30N0F +5% -5% 400.0V
CL22	30N0F +5% -5% 400.0V
CL24	440N0F +5% -5% 250.0V
CL41	100P0F +10% -10% 50.0V
CL41	100P0F +5% -5% 50.0V NP0
CL41	100P0F +10% -10% 50.0V
CL48	0N0F +10% 100.0V
DL48	BAV103 200.0V
DL71	BZX55B24 24V 500MI0W
JL60	WIREBARE 22
JL81	0 OHM +0% 100MI0W
LB02	LF 21U0H +5% -5%
LL05	TDS29 15393010 14
LL05	M30FBC 10642060
LL22	650U0H +5% -5%
LL26	L22U0H +10%
RF05	1R0 OHM +1% 700MI0W
RL02	6K2 OHM +5% 100MI0W
RL03	4K75 OHM +1% +100MI0W
RL04	4K75 OHM +1% +100MI0W
RL05	4K75 OHM +1% +100MI0W
RL06	10K0 OHM +1% +100MI0W
RL19	13K0 OHM +5% 100MI0W
RL35	4R7 OHM +5% 250MI0W
RL45	150K0 OHM +5% 100MI0W
RL48	76K8 OHM +1% +100MI0W
RL49	560K0 OHM +5% 100MI0W
RL65	4K7 OHM +5% 250MI0W
RV20	33K2 OHM +1% 250MI0W

	V PSD CT 17362 26 / TV ASY A80AEJ15X01 (A) 00
CL21	16N7F +3.5% -3.5% 1K6V
CL22	30N0F +5% -5% 400.0V
CL22	30N0F +5% -5% 400.0V
CL24	560N0F +5% -5% 250.0V
CL41	100P0F +10% -10% 50.0V
CL48	10N0F +10% 100.0V
DL48	BAV103 200.0V
DL71	BZX55B24 24V 500MI0W
JL60	WIREBARE 22
JL80	0 OHM +0% 100MI0W
LB02	LF 32U0H +4% -4%
LB02	LF 21U0H +5% -5%
LL05	TDS29 15393010 14
LL05	TF-DST M30FBC
LL22	650U0H +5% -5%
LL26	L26U5H +10%
RF05	1R0 OHM +1% 700MI0W
RL02	6K2 OHM +5% 100MI0W
RL03	4K75 OHM +1% +100MI0W
RL04	4K75 OHM +1% +100MI0W
RL05	4K75 OHM +1% +100MI0W
RL06	10K0 OHM +1% +100MI0W
RL19	15K0 OHM +5% 100MI0W
RL35	4R7 OHM +5% 250MI0W
RL45	180K0 OHM +5% 100MI0W
RL48	100K0 OHM +5% 100MI0W
RL49	330K0 OHM +5% 100MI0W
RL65	4K7 OHM +5% 250MI0W
RV20	3K2 OHM +1% 250MI0W

	TV PSD CT 17371 26 / TV ASY A59EGD048X30 19 / TV ASY A6BEJV038X30 68 00
CL21	16N2F +3.5% -3.5% 1K6V
CL22	30N0F +5% -5% 400.0V
CL22	30N0F +5% -5% 400.0V
CL24	510N0F +5% -5% 250.0V
CL41	100P0F +10% -10% 50.0V
CL48	10N0F +10% 100.0V
DL48	BAV103 200.0V
DL71	BZX55B24 24V 500MI0W
JL60	WIREBARE 22
JL80	0 OHM +0% 100MI0W
LB02	32U0H +4% -4%
LB02	21U0H +5% -5%
LL05	TF-DST TDS29
LL05	TF-DST M30FBC
LL22	650U0H +5% -5%
LL26	22U0H +10%
RF05	1R0 OHM +1% 700MI0W
RL02	6K8 OHM +5% 100MI0W
RL03	4K75 OHM +1% +100MI0W
RL04	4K75 OHM +1% +100MI0W
RL05	4K75 OHM +1% +100MI0W
RL06	4K75 OHM +1% +100MI0W
RL19	15K0 OHM +5% 100MI0W
RL35	4R7 OHM +5% 250MI0W
RL45	180K0 OHM +5% 100MI0W
RL48	100K0 OHM +5% 100MI0W
RL49	330K0 OHM +5% 100MI0W
RL65	4K7 OHM +5% 250MI0W
RV20	3K2 OHM +1% 250MI0W

	TV PSD CT 17383 38 / TV ASY W56EGV023X015 56 01 / TV ASY W66EJU023X015 66 00 / TV ASY W76EGV023X015 (A) 00
CL21	15N0F +3.5% -3.5% 1K6V
CL22	27N0F +5% -5% 400.0V
CL24	440N0F +5% -5% 250.0V
CL41	100P0F +10% -10% 50.0V
CL48	100N0F +5% 63.0V
CL48	100N0F +5% 63.0V 85C
CL51	290N0F +5% -5% 250.0V
DL48	BAV103 200.0V
DL71	ZENER BZX55C20 20V 500MI0W
JL60	WIREBARE 22
JL82	0 OHM +0% 100MI0W
LB02	LF 32U0H +4% -4%
LB02	LF 21U0H +5% -5%
LL05	TF-DST TDS29 15393000 16
LL05	TF-DST M30FBC
LL22	LF 650U0H +5% -5%
LL26	LL 26U5H +10%
RF05	1R21 OHM +1% 700MI0W
RL02	4K75 OHM +1% +100MI0W
RL03	6K49 OHM +1% +100MI0W
RL04	6K49 OHM +1% +100MI0W
RL05	6K49 OHM +1% +100MI0W
RL06	3K32 OHM +1% +100MI0W
RL06	3K32 OHM +1% +100MI0W
RL19	22K0 OHM +5% 100MI0W
RL35	4R7 OHM +5% 250MI0W
RL45	150K0 OHM +5% 100MI0W
RL48	130K0 OHM +5% 100MI0W
RL49	220K0 OHM +5% 100MI0W
RL65	47K0 OHM +5% 250MI0W
RV20	100K0 OHM +1% 250MI0W

The description and characteristics given here are of informative significance only, and non committal. To keep up the high quality of our products, we reserve the right to make any changes or improvement without previous notice. • Les descriptions et caractéristiques figurant sur ce document sont données à titre d'information et non d'engagement. En effet, soucieux de la qualité de nos produits, nous nous réservons le droit d'effectuer, sans préavis, toute modification ou amélioration. • Die Beschreibungen und Daten in dieser Anleitung dienen nur zur Information und sind nicht bindend. Um die Qualität unserer Produkte ständig zu verbessern, behalten wir uns das Recht auf Änderungen vor. • Le descrizioni e le caratteristiche date su questo documento sono fornite a semplice titolo informativo e senza impegno. Ci riserviamo il diritto di eseguire, senza preavviso, qualsiasi modifica o miglioramento. • Las descripciones y características que figuran en este documento se dan a título de información y no de compromiso. En efecto, en bien de la calidad de nuestros productos, nos reservamos el derecho de efectuar, sin previo aviso, cualquier modificación o mejora.

ICC17 MONO / STEREO / STEREO NICAM VIRTUAL DOLBY / DOLBY PROLOGIC LL'BGH, DKK', I PAL, SECAM, NTSC (AV)

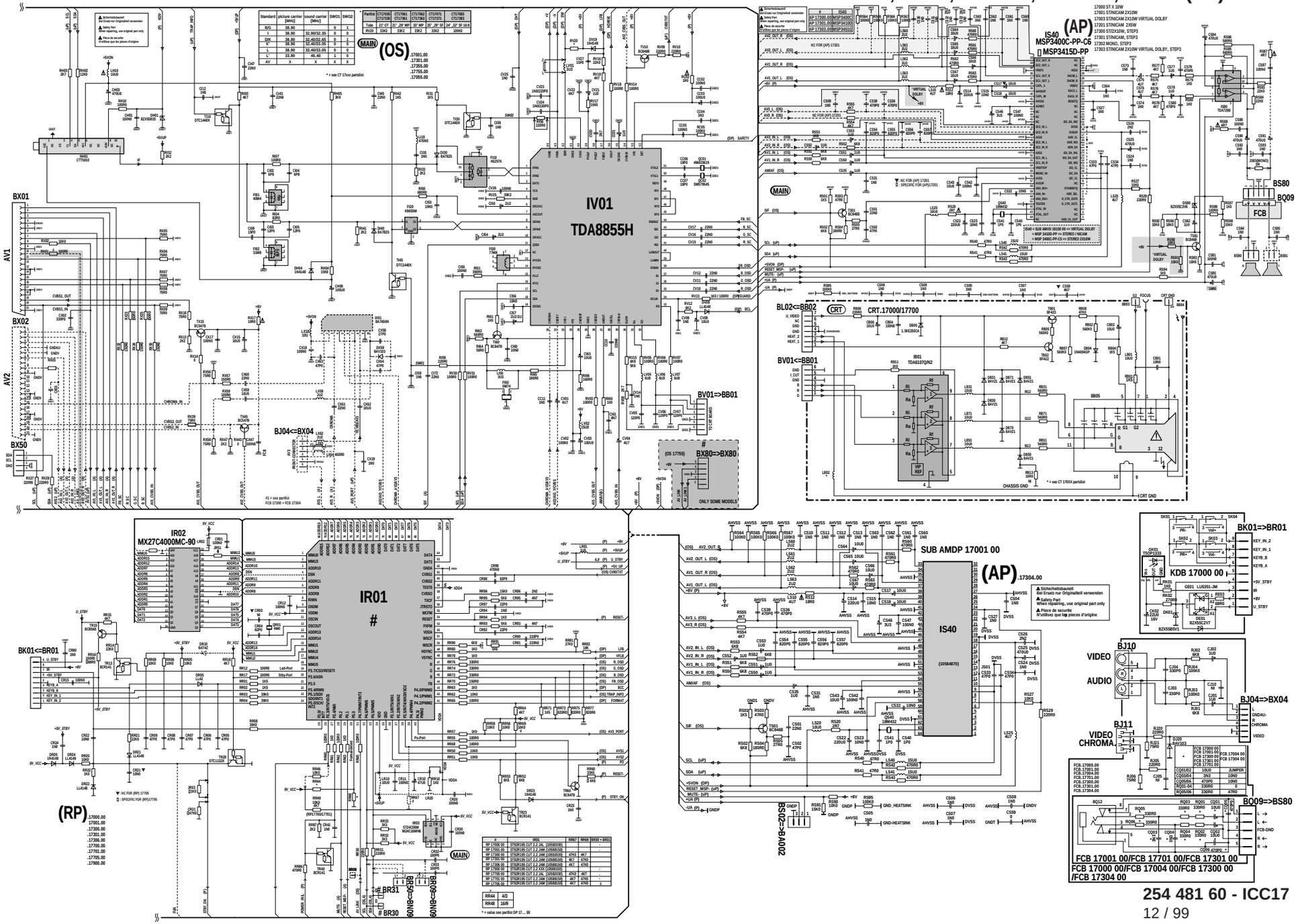

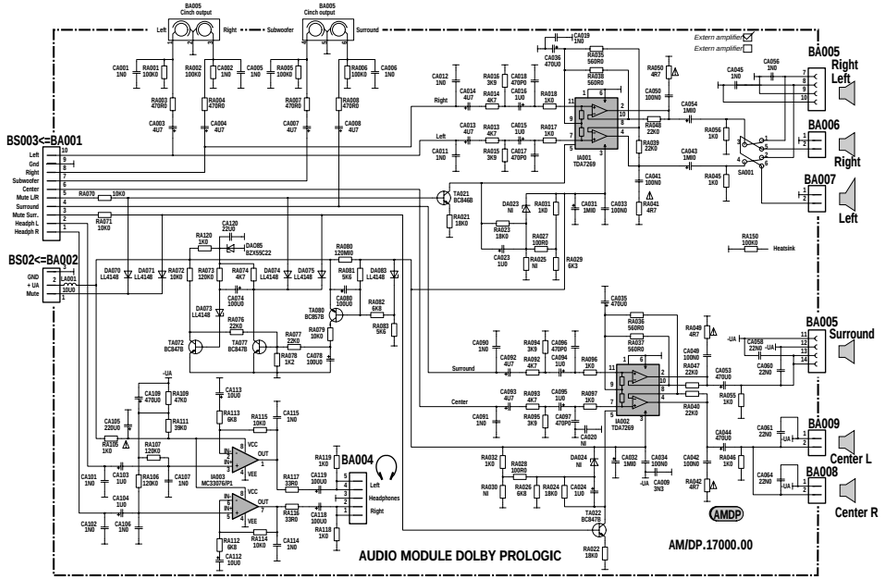

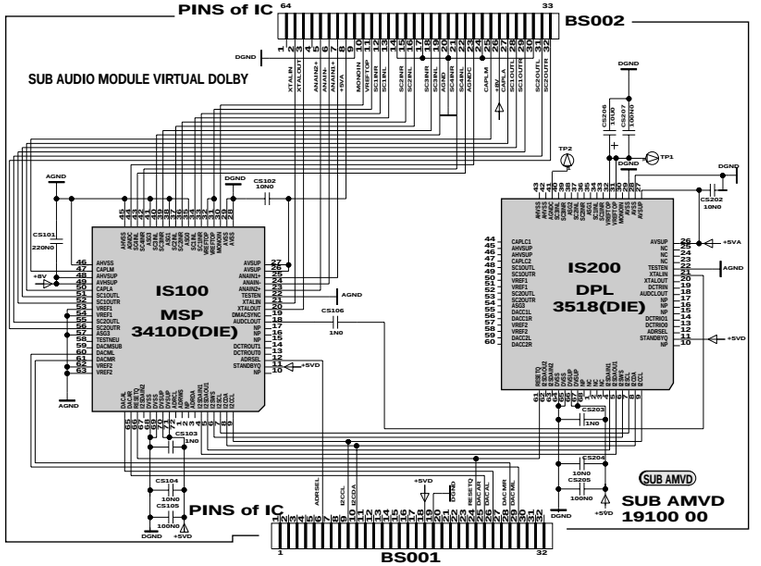

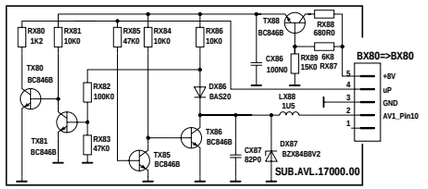

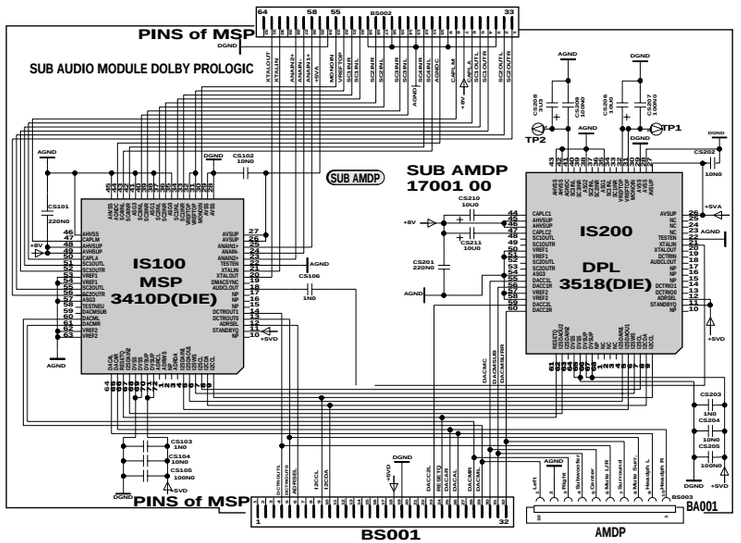

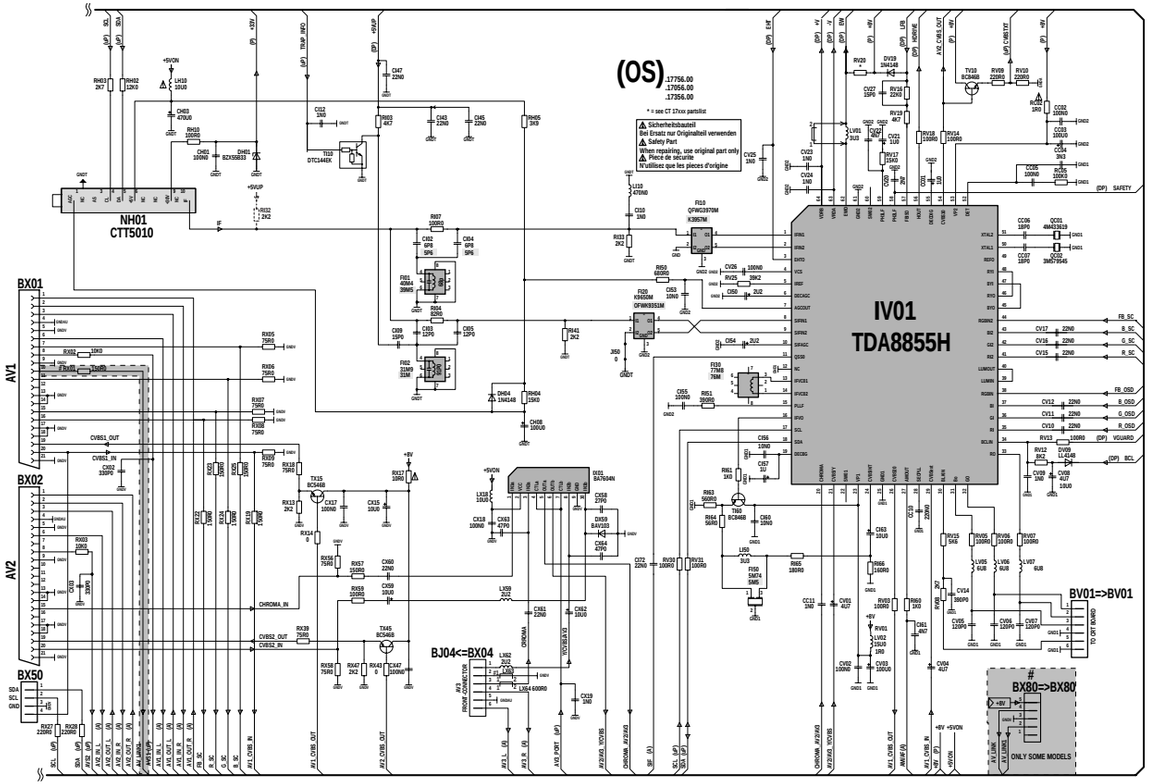

254 481 60 - ICC17

Service - Information additive to ICC17
TV-DVD ICC17

INFORMAZIONE DI SERVIZIO aggiornamento del ICC17

STEREO / NICAM LL'BGH, DKK', I PAL, SECAM, NTSC (AV)

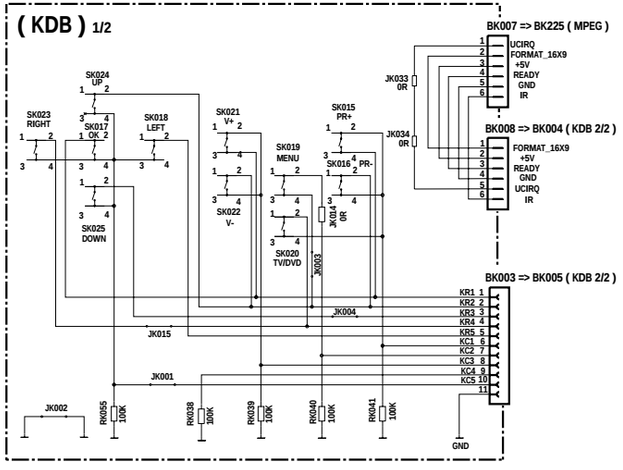

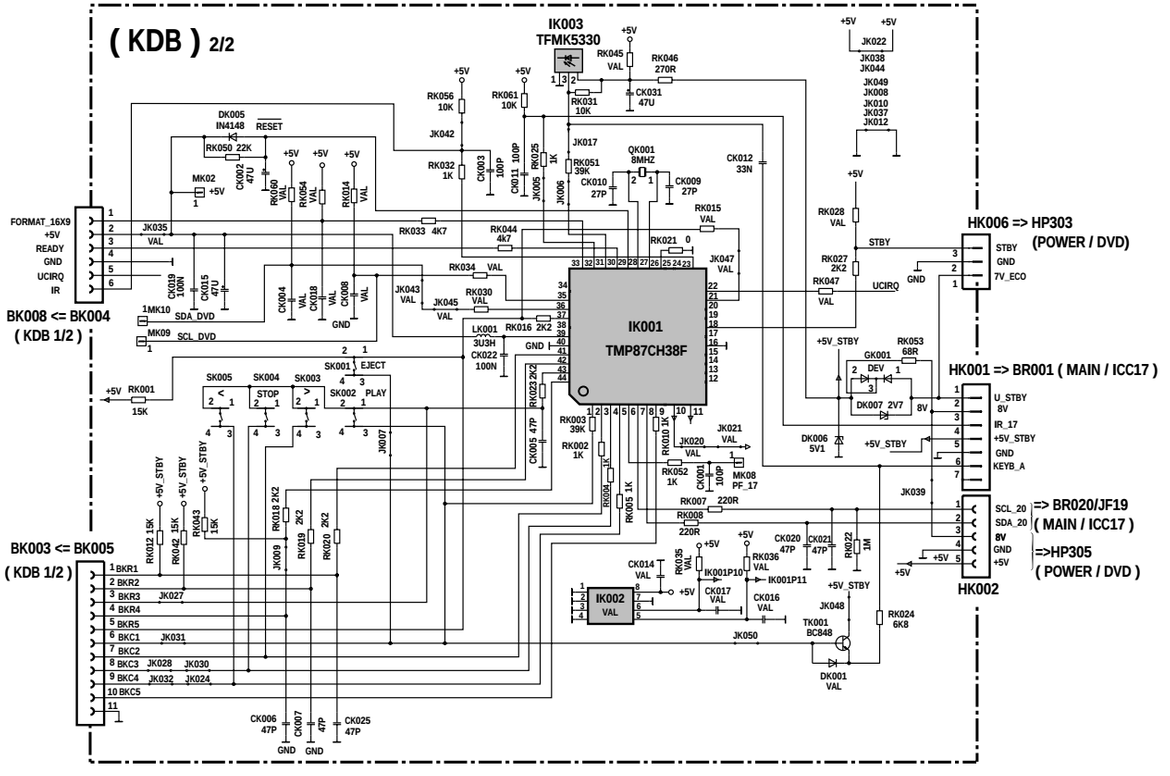

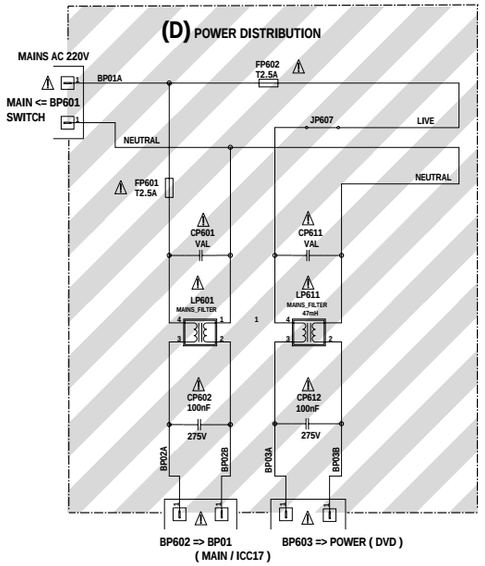

Part of board connected to mains supply.
Partie du chassis reliée au secteur.
Primärseite des Netzteils.
Parte dello chàssis collegata alla rete.
Parte del chassis conectada a la red.

⚠ Use isolating mains transformer
Utilise un transformateur isolateur du secteur
Einen Trenntrafo verwenden
Utilizar un transformador aislador de red
Utilizzare un transformatore per isolarvi dalla rete

Note :
Power Supply primary circuit measurements.
- Use only (GND1) connection point.

Attention :
Mesure dans le bloc alimentation
- Utiliser la masse du bloc alimentation (GND1).

Achtung :
Bei Messungen im Primärnetzteil
- Primärnetzteilmasse verwenden (GND1).

Attentionze :
misure nell'alimentatore primario
- usare massa alimentazione primario (GND1).

Cuidado :
Medida en el bloque de alimentacion
- Utilizar la masa del bloque de alimentacion (GND1).

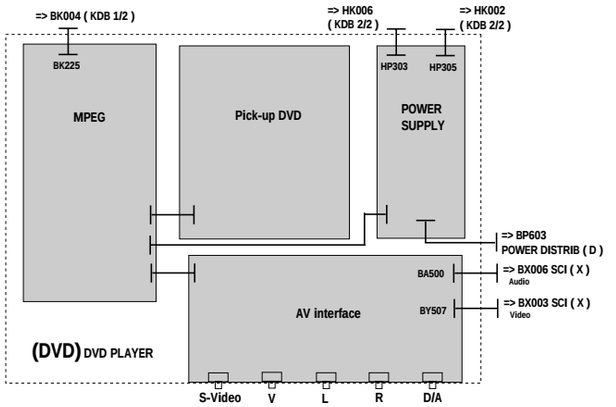

254 673 50 - TV-DVD C17
05 / 00

The description and characteristics given here are of informative significance only, and non committal. To keep up the high quality of our products, we reserve the right to make any changes or improvement without previous notice. • Les descriptions et caractéristiques figurant sur ce document sont données à titre d'information et non d'engagement. En effet, soucieux de la qualité de nos produits, nous nous réservons le droit d'effectuer, sans préavis, toute modification ou amélioration. • Die Beschreibungen und Daten in dieser Anleitung dienen nur zur Information und sind nicht bindend. Um die Qualität unserer Produkte ständig zu verbessern, behalten wir uns das Recht auf Änderungen vor. • Le descrizioni e le caratteristiche date su questo documento sono fornite a semplice titolo informativo e senza impegno. Ci riserviamo il diritto di eseguire, senza preavviso, qualsiasi modifica o miglioramento. • Las descripciones y características que figuran en este documento se dan a título de información y no de compromiso. En efecto, en bien de la calidad de nuestros productos, nos reservamos el derecho de efectuar, sin previo aviso, cualquier modificación o mejora.

TV-DVD C17

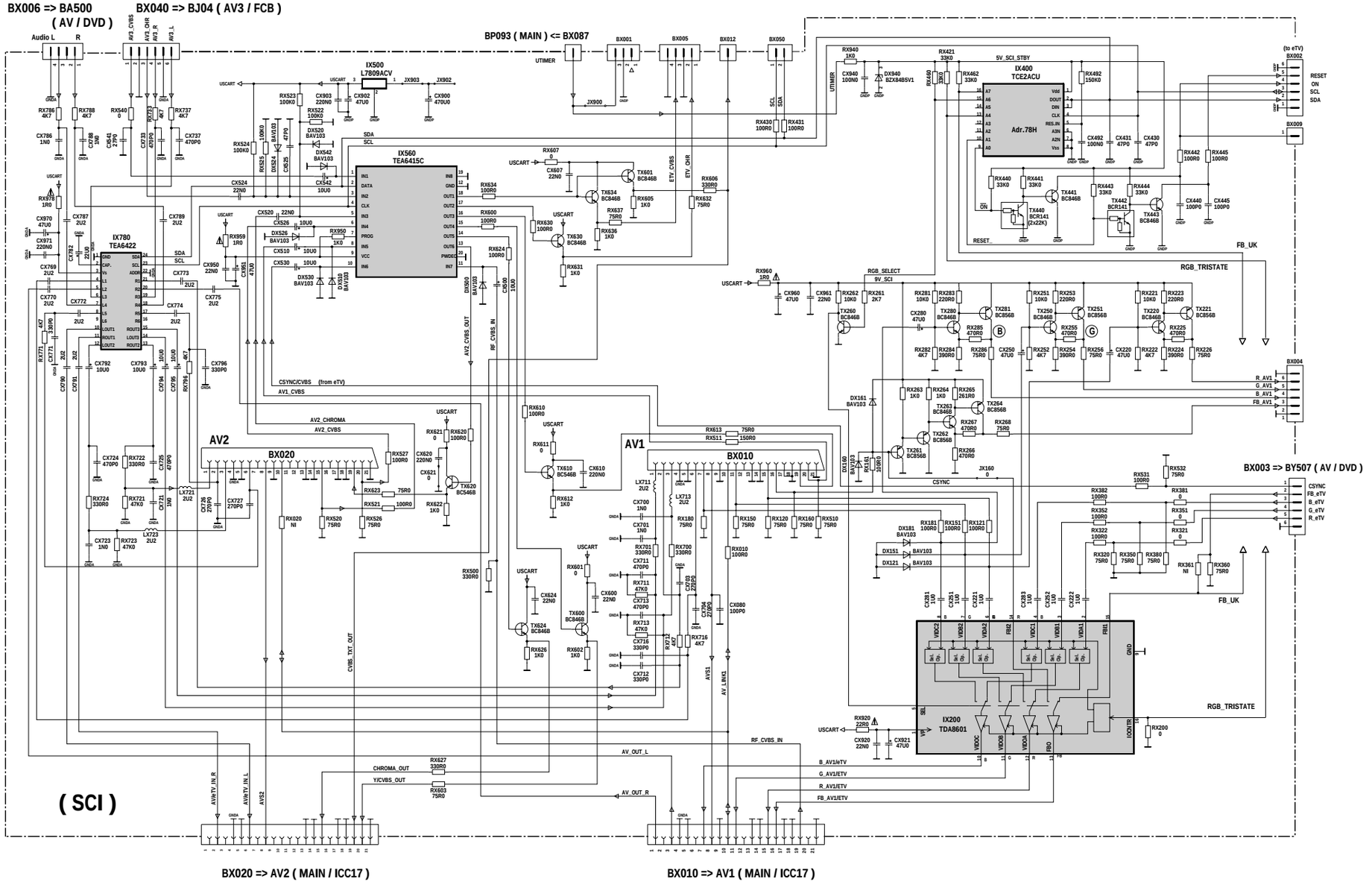

⚠ Indicates critical safety components, and identical components should be used for replacement. Only then can the operational safety be garanteed.

Le remplacement des éléments de sécurité (repérés avec le symbole ⚠) par des composants non homologués selon la Norme CEI 65 entraine la non-conformité de l'appareil. Dans ce cas, la responsabilité du fabricant n'est plus engagée.

Wenn Sicherheitsteile (mit dem Symbol ⚠ gekennzeichnet) durch nicht normgerechte Teile ersetzt werden, erlischt die Haftung des Herstellers.

La sostituzione degli elementi di sicurezza (marcati con il segno ⚠) con componenenti non omologati secondo la norma CEI 65 comporta la non conformitá dell'apparecchio. In tal caso é "esclusa la responsabilità" del costruttore.

La subtitución de elementos de seguridad (marcados con el simbolo ⚠) por componentes no homologados segun la norma CEI 65, provoca la no conformidad del aparato. En ese caso, el fabricante cesa de ser responsable.